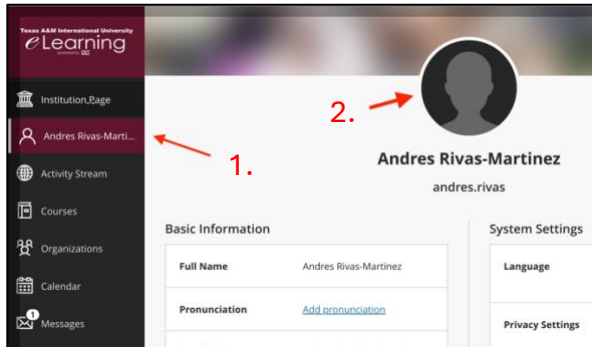
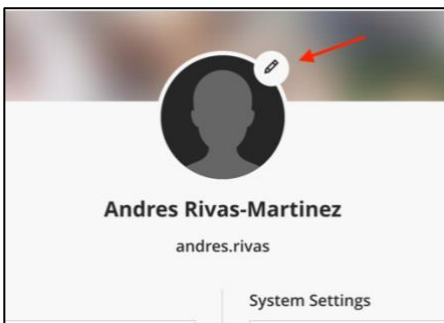


Updating your Profile Picture

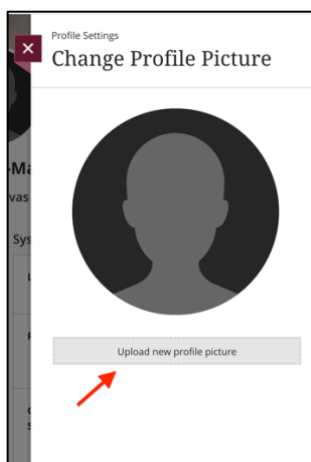
1. Go to the tab where your name is displayed.
2. Hover over the profile picture circle.



3. Click on the pencil icon to update the picture.



4. A pop-up window will appear on the right side. Press "Upload new profile picture."



5. Choose your picture (Please choose a vivid picture of yourself to help others properly identify you).

