



How Grammarly can help you academically and professionally

Grammarly for Education is a comprehensive AI communication assistant meant to help you improve your writing in any context. Whether it's an in-depth research paper, a cover letter for a job application, or an important email, Grammarly is here for you!

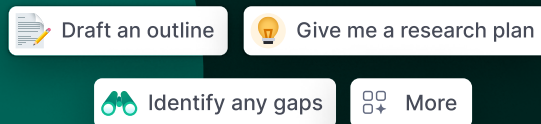


Here are some of the ways Grammarly can help you be more effective in your written communication:

Academic writing

Features:

- Grammar
- Spelling
- Fluency
- Clarity suggestions
- Plagiarism detection
- Auto citations



How Grammarly helps

Grammarly has been helping students write effective papers since it was founded in 2009. With real-time suggestions that correct grammar, improve the clarity of your writing, and adhere to citation and plagiarism best practices, Grammarly helps you improve your writing over time and turn in the highest quality work.

Tip #1

Use the Grammarly app to check for any unintended plagiarism before submitting. Grammarly checks against billions of pages and academic papers to ensure you don't submit any unoriginal writing.

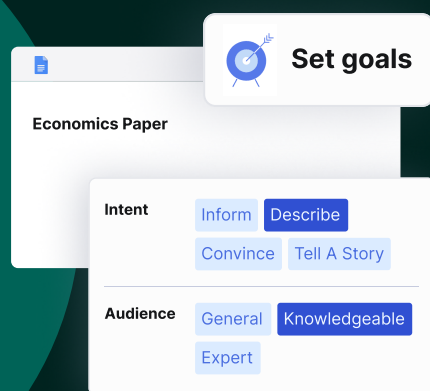
Tip #2

Use Grammarly's generative AI assistant to help brainstorm your key points and research plan before beginning a writing assignment.

Professional communication

Features:

- Tone detection and tone recommendations based on your goals
- Engagement suggestions and word choice recommendations
- Re-writes and "improve-it" prompts



How Grammarly helps

Grammarly works in all of your apps and is trusted by over 50,000 companies, helping you polish a resume or cover letter, writing an engaging networking email, and the perfect LinkedIn post.

Tip #1

Install the Grammarly browser extension to ensure Grammarly works in all of your web-based apps that you use most. (LinkedIn, social media, Gmail, and more).

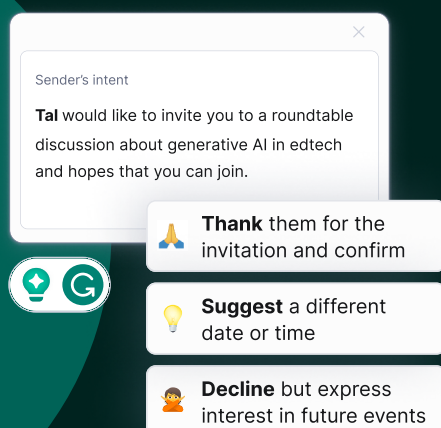
Tip #2

Change your intent from "Academic" to "Business" when crafting a professional piece of writing (cover letter, resume, networking email.)

Interpersonal communication

Features:

- Mobile keyboard helps you write more effectively on any device
- Personalize your voice
- Reply Quickly email feature



How Grammarly helps

From social media posts, to emails with your study group, you're writing all the time. Grammarly helps you showcase your best self in all communication by helping you pick the perfect tone across all of your apps and devices.

Tip #1

Install Grammarly on your mobile device to use for text messages, social media posts, and more.

Tip #2





Use Grammarly's "reply quickly" feature (if enabled by your admin) to understand the sender's intent of an email and respond more effectively.

How to use Grammarly's **generative AI** responsibly and effectively

Generative AI, or technology that has the ability to create text/imagery using a vast database of material, is changing the way people across the globe communicate. Grammarly offers generative AI capabilities in addition to its traditional communication assistance to help students be more effective and creative in their academic and professional writing. If Grammarly's generative features have been turned on by your institution, you have access to up to 1,000 prompts that can be used in the following ways:

Ideate	<p>✓ Ways to use Brainstorm the best sources to consult for a paper topic, help develop a thesis, consider supporting arguments.</p>	<p>⚠ Things to consider Grammarly's ideate feature can help discover what and where to research, but it won't do the research for you.</p>
Compose	<p>✓ Ways to use Write more efficiently for lower-stakes, repeatable tasks that require content creation (flyers, promotional emails, etc.)</p>	<p>⚠ Things to consider Academic integrity policies frequently prevent the use of compose features in assignments. Grammarly will not compose long-form text if prompted.</p>
Reply	<p>✓ Ways to use Quickly respond to emails by clicking the "reply quickly" prompt and ensuring the output that Grammarly gives you fits your target tone and content.</p>	<p>⚠ Things to consider Email style varies depending on your audience. Make sure to adjust your intent when using the Reply Quickly feature and always READ the output!</p>
Rewrite	<p>✓ Ways to use If you're stuck in your writing and want real-time feedback, use the "improve it" set of prompts to get ideas for how to convey your point more effectively.</p>	<p>⚠ Things to consider Some professors do not want you utilizing gen AI to rephrase your writing. Consider citing when you've used Grammarly to improve your writing.</p>

Writing with generative AI is a new approach that comes with important considerations. Here are some guiding principles to consider:

-  **Complement, Not Outsource:** Use AI as a complement to your own ideas, rather than a replacement. Treat it as a thought partner to help elevate your creativity by asking it thoughtful questions and considering how to refine its output in more effective ways.
-  **Look for the Gray Areas:** Gen AI can get things wrong, and verifying information remains your responsibility. Always use your own subject-matter knowledge and consider AI's biases before incorporating its output into your work.
-  **Cite, Credit, Create:** Properly cite AI-generated content, just as you would with any other source. Always use it alongside more traditional sources in your academic writing.
-  **Engage with Faculty:** Transparent communication with your instructors illuminates your commitment to academic honesty. Seek guidance on integrating AI tools in your learning process.